

GALUSHA FARMS
STEVE BERNING
27W 271 GALUSHA RD
WARRENVILLE IL 60555

ACCOUNT NO: 36571
SALESMAN: TOM SLATER

=====		SAMPLE NO.	=====	DATE ANALYZED	=====
ALFALFA HAY		1799144		07/05/23	
MOISTURE	11.99%	DRY MATTER	88.01%	HEM	9.91%
CRUDE PROT	17.06%	CALCIUM	1.68%	SUGARS	
SOLUBLE PROT	29.92%	PHOSPHORUS	0.24%	FRUCTOSE	0.00%
		MAGNESIUM	0.35%	GLUCOSE	0.00%
ADF	32.77%	POTASSIUM	1.92%	SUCROSE	3.05%
NDF	42.68%	CHLORIDE	0.32%	GALACTOSE	0.10%
		SULFUR	0.16%	MANNITOL	0.12%
		SODIUM	0.02%		
ADIP (HD)	1.04%				
LIGNIN	7.32%	ZINC	20 PPM		
		COPPER	8 PPM		
FAT	1.93%	IRON	168 PPM		
STARCH	2.31%	MANGANESE	23 PPM		
ASH	8.87%				
		CALCULATIONS			
IVDMD	66.66%	NFC	32.61		
NDFD-30	37.35%				
		NEL	0.65	MCAL/LB	
		NEM	0.58	MCAL/LB	
NITRATE-N PPM	356	NEG	0.32	MCAL/LB	
		TDN	63.6		
		RFV	138		
		RFQ	119.2		
NSC	5.26 %				

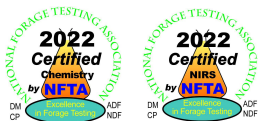
ALL VALUES, EXCEPT MOISTURE, ARE ON A 100% DRY MATTER BASIS.

GALUSHA FARMS
STEVE BERNING
27W 271 GALUSHA RD
WARRENVILLE IL 60555

ACCOUNT NO: 36571
SALESMAN: TOM SLATER

=====		SAMPLE NO.	=====		DATE ANALYZED	=====
ALFALFA HAY		1812603			09/19/23	
=====						
MOISTURE	12.37%	DRY MATTER	87.63%	HEM	9.13%	
CRUDE PROT	19.84%	CALCIUM	1.61%	SUGARS		
SOLUBLE PROT	29.13%	PHOSPHORUS	0.32%	FRUCTOSE	2.94%	
		MAGNESIUM	0.40%	GLUCOSE	1.14%	
		POTASSIUM	1.77%	SUCROSE	2.73%	
ADF	29.27%	CHLORIDE	1.09%	GALACTOSE	0.11%	
NDF	38.40%	SULFUR	0.33%	MANNITOL	0.11%	
		SODIUM	0.07%			
ADIP (HD)	1.02%					
LIGNIN	6.41%	ZINC	50 PPM			
		COPPER	21 PPM			
FAT	1.38%	IRON	171 PPM			
STARCH	4.02%	MANGANESE	35 PPM			
ASH	9.31%					
		CALCULATIONS				
IVDMD	72.25%	NFC	33.81			
NDFD-30	41.41%	NEL	0.70	MCAL/LB		
		NEM	0.63	MCAL/LB		
		NEG	0.37	MCAL/LB		
NITRATE-N PPM	130	TDN	67.4			
		RFV	160			
		RFQ	145.3			
NSC %	10.84					

ALL VALUES, EXCEPT MOISTURE, ARE ON A 100% DRY MATTER BASIS.



GALUSHA FARMS
STEVE BERNING
27W 271 GALUSHA RD
WARRENVILLE IL 60555

ACCOUNT NO: 36571
SALESMAN: TOM SLATER

=====		SAMPLE NO.	=====		DATE ANALYZED	=====
ALFALFA HAY		1799141			07/05/23	
=====						
MOISTURE	19.21%	DRY MATTER	80.79%	HEM	9.27%	
CRUDE PROT	22.21%	CALCIUM	2.06%	SUGARS		
SOLUBLE PROT	24.26%	PHOSPHORUS	0.26%	FRUCTOSE	4.01%	
		MAGNESIUM	0.41%	GLUCOSE	1.51%	
		POTASSIUM	1.36%	SUCROSE	2.76%	
ADF	25.28%	CHLORIDE	0.12%	GALACTOSE	0.11%	
NDF	34.55%	SULFUR	0.28%	MANNITOL	0.07%	
		SODIUM	0.05%			
ADIP (HD)	1.01%					
LIGNIN	5.35%	ZINC	30 PPM			
		COPPER	14 PPM			
FAT	1.42%	IRON	207 PPM			
STARCH	3.70%	MANGANESE	35 PPM			
ASH	9.02%					
		CALCULATIONS				
IVDMD	75.17%	NFC	37.01			
NDFD-30	40.84%	NEL	0.74	MCAL/LB		
		NEM	0.70	MCAL/LB		
		NEG	0.43	MCAL/LB		
NITRATE-N PPM	160	TDN	71.6			
		RFV	186			
		RFQ	169.8			
NSC	11.79 %					

ALL VALUES, EXCEPT MOISTURE, ARE ON A 100% DRY MATTER BASIS.


GALUSHA FARMS
STEVE BERNING
27W 271 GALUSHA RD
WARRENVILLE IL 60555

ACCOUNT NO: 36571
SALESMAN: TOM SLATER

=====		SAMPLE NO.	=====		DATE ANALYZED	=====
ALFALFA + LITTLE GRASS		1812609			09/19/23	

MOISTURE	11.92%	DRY MATTER	88.08%	HEM		16.30%
CRUDE PROT	18.74%	CALCIUM	1.44%	SUGARS		
SOLUBLE PROT	23.28%	PHOSPHORUS	0.16%	FRUCTOSE		0.00%
		MAGNESIUM	0.39%	GLUCOSE		0.38%
ADF	33.00%	POTASSIUM	1.02%	SUCROSE		2.20%
NDF	49.30%	CHLORIDE	0.28%	GALACTOSE		0.07%
		SULFUR	0.21%	MANNITOL		0.14%
		SODIUM	0.02%			
ADIP (HD)	1.41%	ZINC	49 PPM			
LIGNIN	6.97%	COPPER	10 PPM			
FAT	1.52%	IRON	216 PPM			
STARCH	2.34%	MANGANESE	51 PPM			
ASH	9.22%					
CALCULATIONS						
IVDMD	66.08%	NFC	26.73			
NDFD-30	48.78%	NEL	0.65	MCAL/LB		
NITRATE-N PPM	23	NEM	0.57	MCAL/LB		
		NEG	0.32	MCAL/LB		
		TDN	63.4			
		RFV	119			
		RFQ	111.7			
NSC %	4.92					

ALL VALUES, EXCEPT MOISTURE, ARE ON A 100% DRY MATTER BASIS.



GALUSHA FARMS
STEVE BERNING
27W 271 GALUSHA RD
WARRENVILLE IL 60555

ACCOUNT NO: 36571
SALESMAN: TOM SLATER

=====		SAMPLE NO.	=====	DATE ANALYZED	=====
ALFALFA HAY + LITTLE GRASS		1799143		07/05/23	
MOISTURE	13.53%	DRY MATTER	86.47%	HEM	11.46%
CRUDE PROT	13.74%	CALCIUM	1.80%	SUGARS	
SOLUBLE PROT	27.16%	PHOSPHORUS	0.27%	FRUCTOSE	2.67%
		MAGNESIUM	0.34%	GLUCOSE	1.04%
		POTASSIUM	1.85%	SUCROSE	2.50%
ADF	33.83%	CHLORIDE	0.42%	GALACTOSE	0.10%
NDF	45.29%	SULFUR	0.10%	MANNITOL	0.14%
		SODIUM	0.02%		
ADIP (HD)	0.88%				
LIGNIN	6.70%	ZINC	47 PPM		
		COPPER	7 PPM		
FAT	1.77%	IRON	324 PPM		
STARCH	3.71%	MANGANESE	103 PPM		
ASH	8.91%				
		CALCULATIONS			
IVDMD	66.78%	NFC	32.46		
NDFD-30	36.96%				
		NEL	0.66	MCAL/LB	
		NEM	0.58	MCAL/LB	
NITRATE-N PPM	146	NEG	0.33	MCAL/LB	
		TDN	64.0		
		RFV	128		
		RFQ	106.4		
NSC	9.76 %				


ALL VALUES, EXCEPT MOISTURE, ARE ON A 100% DRY MATTER BASIS.

GALUSHA FARMS
STEVE BERNING
27W 271 GALUSHA RD
WARRENVILLE IL 60555

ACCOUNT NO: 36571
SALESMAN: TOM SLATER

=====		SAMPLE NO.	=====	DATE ANALYZED	=====
ALFALFA HAY + LITTLE GRASS		1806005		08/14/23	
=====					
MOISTURE	16.54%	DRY MATTER	83.46%	HEM	10.81%
CRUDE PROT	19.39%	CALCIUM	1.47%	SUGARS	
SOLUBLE PROT	27.13%	PHOSPHORUS	0.29%	FRUCTOSE	3.50%
		MAGNESIUM	0.39%	GLUCOSE	1.29%
ADF	30.25%	POTASSIUM	2.13%	SUCROSE	2.06%
NDF	41.06%	CHLORIDE	0.54%	GALACTOSE	0.12%
		SULFUR	0.21%	MANNITOL	0.07%
		SODIUM	0.04%		
ADIP (HD)	0.93%				
LIGNIN	5.32%	ZINC	28 PPM		
		COPPER	9 PPM		
FAT	1.54%	IRON	834 PPM		
STARCH	3.18%	MANGANESE	45 PPM		
ASH	11.27%				
		CALCULATIONS			
IVDMD	73.52%	NFC	30.29		
NDFD-30	47.52%	NEL	0.68	MCAL/LB	
		NEM	0.62	MCAL/LB	
NITRATE-N PPM	228	NEG	0.36	MCAL/LB	
		TDN	66.3		
		RFV	148		
		RFQ	142.6		
NSC	10.03 %				

ALL VALUES, EXCEPT MOISTURE, ARE ON A 100% DRY MATTER BASIS.




GALUSHA FARMS
STEVE BERNING
27W 271 GALUSHA RD
WARRENVILLE IL 60555

ACCOUNT NO: 36571
SALESMAN: TOM SLATER

=====		SAMPLE NO.	=====	DATE ANALYZED	=====
ALFALFA HAY + LITTLE GRASS		1812605		09/19/23	
MOISTURE	13.55%	DRY MATTER	86.45%	HEM	13.03%
CRUDE PROT	17.04%	CALCIUM	1.68%	SUGARS	
SOLUBLE PROT	25.12%	PHOSPHORUS	0.23%	FRUCTOSE	2.82%
		MAGNESIUM	0.44%	GLUCOSE	1.36%
ADF	32.19%	POTASSIUM	1.64%	SUCROSE	1.80%
NDF	45.22%	CHLORIDE	0.75%	GALACTOSE	0.08%
		SULFUR	0.20%	MANNITOL	0.18%
		SODIUM	0.03%		
ADIP (HD)	1.31%				
LIGNIN	7.29%	ZINC	59 PPM		
		COPPER	10 PPM		
FAT	1.52%	IRON	253 PPM		
STARCH	4.52%	MANGANESE	33 PPM		
ASH	8.05%				
		CALCULATIONS			
IVDMD	67.29%	NFC	32.47		
NDFD-30	43.01%	NEL	0.66	MCAL/LB	
		NEM	0.59	MCAL/LB	
NITRATE-N PPM	2	NEG	0.33	MCAL/LB	
		TDN	64.2		
		RFV	131		
		RFQ	122.8		
NSC %		10.50			

ALL VALUES, EXCEPT MOISTURE, ARE ON A 100% DRY MATTER BASIS.

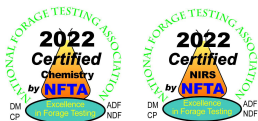


GALUSHA FARMS
STEVE BERNING
27W 271 GALUSHA RD
WARRENVILLE IL 60555

ACCOUNT NO: 36571
SALESMAN: TOM SLATER

=====		SAMPLE NO.	=====	DATE ANALYZED	=====
ALFALFA HAY + LITTLE GRASS		1799147		07/05/23	
MOISTURE	12.67%	DRY MATTER	87.33%	HEM	14.86%
CRUDE PROT	16.42%	CALCIUM	1.14%	SUGARS	
SOLUBLE PROT	25.88%	PHOSPHORUS	0.24%	FRUCTOSE	3.86%
		MAGNESIUM	0.33%	GLUCOSE	1.97%
ADF	29.76%	POTASSIUM	2.58%	SUCROSE	2.11%
NDF	44.62%	CHLORIDE	0.60%	GALACTOSE	0.10%
		SULFUR	0.17%	MANNITOL	0.07%
		SODIUM	0.00%		
ADIP (HD)	0.82%				
LIGNIN	4.46%	ZINC	21 PPM		
		COPPER	7 PPM		
FAT	1.86%	IRON	246 PPM		
STARCH	3.42%	MANGANESE	37 PPM		
ASH	8.79%				
		CALCULATIONS			
IVDMD	70.52%	NFC	31.58		
NDFD-30	45.65%				
		NEL	0.71	MCAL/LB	
		NEM	0.65	MCAL/LB	
NITRATE-N PPM	206	NEG	0.39	MCAL/LB	
		TDN	68.6		
		RFV	137		
		RFQ	129.3		
NSC	11.22 %				

ALL VALUES, EXCEPT MOISTURE, ARE ON A 100% DRY MATTER BASIS.

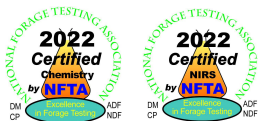


GALUSHA FARMS
STEVE BERNING
27W 271 GALUSHA RD
WARRENVILLE IL 60555

ACCOUNT NO: 36571
SALESMAN: TOM SLATER

=====		SAMPLE NO.	=====	DATE ANALYZED	=====
MIXED ALFALFA + GRASS		1812604		09/19/23	
MOISTURE	11.13%	DRY MATTER	88.87%	HEM	16.15%
CRUDE PROT	15.82%	CALCIUM	1.32%	SUGARS	
SOLUBLE PROT	26.97%	PHOSPHORUS	0.25%	FRUCTOSE	0.37%
		MAGNESIUM	0.37%	GLUCOSE	0.41%
ADF	37.91%	POTASSIUM	1.40%	SUCROSE	2.13%
NDF	54.06%	CHLORIDE	0.79%	GALACTOSE	0.04%
		SULFUR	0.21%	MANNITOL	0.22%
		SODIUM	0.03%		
ADIP (HD)	1.53%				
LIGNIN	8.52%	ZINC	52 PPM		
		COPPER	11 PPM		
FAT	1.49%	IRON	226 PPM		
STARCH	2.54%	MANGANESE	31 PPM		
ASH	8.16%				
		CALCULATIONS			
IVDMD	57.55%	NFC	24.86		
NDFD-30	36.61%				
		NEL	0.61	MCAL/LB	
		NEM	0.51	MCAL/LB	
NITRATE-N PPM	64	NEG	0.26	MCAL/LB	
		TDN	59.3		
		RFV	102		
		RFQ	94.0		
NSC %	5.46				

ALL VALUES, EXCEPT MOISTURE, ARE ON A 100% DRY MATTER BASIS.



GALUSHA FARMS
STEVE BERNING
27W 271 GALUSHA RD
WARRENVILLE IL 60555

ACCOUNT NO: 36571
SALESMAN: TOM SLATER

=====		SAMPLE NO.		=====		DATE ANALYZED		=====	
MIXED ALFALFA + GRASS		1812608				09/19/23			
MOISTURE	10.82%	DRY MATTER	89.18%	HEM				16.48%	
CRUDE PROT	17.67%	CALCIUM	1.23%	SUGARS					
SOLUBLE PROT	23.57%	PHOSPHORUS	0.28%	FRUCTOSE				1.33%	
		MAGNESIUM	0.35%	GLUCOSE				1.60%	
		POTASSIUM	1.87%	SUCROSE				2.52%	
ADF	29.49%	CHLORIDE	0.58%	GALACTOSE				0.08%	
NDF	45.97%	SULFUR	0.24%	MANNITOL				0.12%	
		SODIUM	0.01%						
ADIP (HD)	1.23%								
LIGNIN	5.28%	ZINC	50 PPM						
		COPPER	9 PPM						
FAT	2.10%	IRON	204 PPM						
STARCH	3.69%	MANGANESE	101 PPM						

ASH 9.59%

		CALCULATIONS	
IVDMD	69.96%	NFC	29.72
NDFD-30	54.11%	NEL	0.69 MCAL/LB
		NEM	0.63 MCAL/LB
		NEG	0.37 MCAL/LB
NITRATE-N PPM	47	TDN	67.1
		RFV	133
		RFQ	136.1

NSC % 9.14

ALL VALUES, EXCEPT MOISTURE, ARE ON A 100% DRY MATTER BASIS.

GALUSHA FARMS
STEVE BERNING
27W 271 GALUSHA RD
WARRENVILLE IL 60555

ACCOUNT NO: 36571
SALESMAN: TOM SLATER

=====		SAMPLE NO.	=====	DATE ANALYZED	=====
MIXED ALFALFA + GRASS		1806003		08/14/23	
MOISTURE	14.14%	DRY MATTER	85.86%	HEM	17.52%
CRUDE PROT	18.32%	CALCIUM	0.90%	SUGARS	
SOLUBLE PROT	29.10%	PHOSPHORUS	0.28%	FRUCTOSE	1.77%
		MAGNESIUM	0.27%	GLUCOSE	2.35%
ADF	29.79%	POTASSIUM	2.83%	SUCROSE	2.37%
NDF	47.31%	CHLORIDE	1.41%	GALACTOSE	0.09%
		SULFUR	0.24%	MANNITOL	0.06%
		SODIUM	0.00%		
ADIP (HD)	0.97%				
LIGNIN	3.59%	ZINC	25 PPM		
		COPPER	8 PPM		
FAT	2.14%	IRON	146 PPM		
STARCH	3.18%	MANGANESE	152 PPM		
ASH	10.37%				
		CALCULATIONS			
IVDMD	67.28%	NFC	25.99		
NDFD-30	43.67%				
		NEL	0.69	MCAL/LB	
		NEM	0.63	MCAL/LB	
NITRATE-N PPM	32	NEG	0.37	MCAL/LB	
		TDN	66.8		
		RFV	129		
		RFQ	113.6		
NSC	9.67 %				

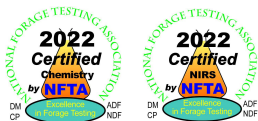
ALL VALUES, EXCEPT MOISTURE, ARE ON A 100% DRY MATTER BASIS.

GALUSHA FARMS
STEVE BERNING
27W 271 GALUSHA RD
WARRENVILLE IL 60555

ACCOUNT NO: 36571
SALESMAN: TOM SLATER

=====		SAMPLE NO.	=====	DATE ANALYZED	=====
MIXED ALFALFA + GRASS		1799146		07/05/23	
=====					
MOISTURE	12.89%	DRY MATTER	87.11%	HEM	14.77%
CRUDE PROT	17.39%	CALCIUM	1.38%	SUGARS	
SOLUBLE PROT	20.22%	PHOSPHORUS	0.15%	FRUCTOSE	4.27%
		MAGNESIUM	0.36%	GLUCOSE	2.06%
ADF	26.09%	POTASSIUM	2.05%	SUCROSE	2.37%
NDF	40.86%	CHLORIDE	0.90%	GALACTOSE	0.11%
		SULFUR	0.24%	MANNITOL	0.04%
		SODIUM	0.02%		
ADIP (HD)	0.90%				
LIGNIN	4.15%	ZINC	25 PPM		
		COPPER	8 PPM		
FAT	2.10%	IRON	116 PPM		
STARCH	3.45%	MANGANESE	48 PPM		
ASH	8.54%				
CALCULATIONS					
IVDMD	72.54%	NFC	34.68		
NDFD-30	46.04%				
		NEL	0.73 MCAL/LB		
		NEM	0.68 MCAL/LB		
		NEG	0.42 MCAL/LB		
		TDN	70.7		
		RFV	156		
		RFQ	148.4		
NSC	12.00 %				

ALL VALUES, EXCEPT MOISTURE, ARE ON A 100% DRY MATTER BASIS.

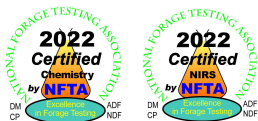


GALUSHA FARMS
STEVE BERNING
27W 271 GALUSHA RD
WARRENVILLE IL 60555

ACCOUNT NO: 36571
SALESMAN: TOM SLATER

=====		SAMPLE NO.	=====		DATE ANALYZED	=====
GRASS HAY + LITTLE ALFALFA		1806004			08/14/23	
=====						
MOISTURE	15.00%	DRY MATTER	85.00%	HEM		16.89%
CRUDE PROT	16.25%	CALCIUM	1.06%	SUGARS		
SOLUBLE PROT	23.74%	PHOSPHORUS	0.32%	FRUCTOSE		2.18%
		MAGNESIUM	0.37%	GLUCOSE		1.28%
		POTASSIUM	2.02%	SUCROSE		1.10%
ADF	33.49%	CHLORIDE	0.90%	GALACTOSE		0.08%
NDF	50.38%	SULFUR	0.21%	MANNITOL		0.13%
		SODIUM	0.00%			
ADIP (HD)	1.27%	ZINC	32 PPM			
LIGNIN	6.28%	COPPER	11 PPM			
FAT	1.66%	IRON	249 PPM			
STARCH	3.83%	MANGANESE	71 PPM			
ASH	8.72%					
CALCULATIONS						
IVDMD	66.52%	NFC	27.70			
NDFD-30	46.94%	NEL	0.66	MCAL/LB		
NITRATE-N PPM	110	NEM	0.59	MCAL/LB		
		NEG	0.33	MCAL/LB		
		TDN	64.4			
		RFV	116			
		RFQ	118.7			
NSC	8.39 %					

ALL VALUES, EXCEPT MOISTURE, ARE ON A 100% DRY MATTER BASIS.

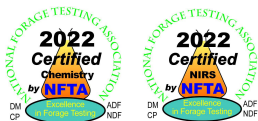


GALUSHA FARMS
STEVE BERNING
27W 271 GALUSHA RD
WARRENVILLE IL 60555

ACCOUNT NO: 36571
SALESMAN: TOM SLATER

=====		SAMPLE NO.	=====	DATE ANALYZED	=====
GRASS HAY + LITTLE ALFALFA		1799145		07/05/23	
=====					
MOISTURE	12.79%	DRY MATTER	87.21%	HEM	18.82%
CRUDE PROT	15.23%	CALCIUM	0.88%	SUGARS	
SOLUBLE PROT	22.40%	PHOSPHORUS	0.17%	FRUCTOSE	4.44%
		MAGNESIUM	0.29%	GLUCOSE	2.60%
ADF	28.93%	POTASSIUM	2.11%	SUCROSE	1.60%
NDF	47.75%	CHLORIDE	0.66%	GALACTOSE	0.09%
		SULFUR	0.17%	MANNITOL	0.03%
		SODIUM	0.00%		
ADIP (HD)	0.89%				
LIGNIN	4.17%	ZINC	23 PPM		
		COPPER	6 PPM		
FAT	2.19%	IRON	180 PPM		
STARCH	4.09%	MANGANESE	55 PPM		
ASH	7.27%				
CALCULATIONS					
IVDMD	69.59%	NFC	31.62		
NDFD-30	47.33%	NEL	0.72 MCAL/LB		
		NEM	0.67 MCAL/LB		
NITRATE-N PPM	100	NEG	0.40 MCAL/LB		
		TDN	69.6		
		RFV	129		
		RFQ	139.9		
NSC	12.55 %				

ALL VALUES, EXCEPT MOISTURE, ARE ON A 100% DRY MATTER BASIS.



GALUSHA FARMS
STEVE BERNING
27W 271 GALUSHA RD
WARRENVILLE IL 60555

ACCOUNT NO: 36571
SALESMAN: TOM SLATER

=====		SAMPLE NO.	=====	DATE ANALYZED	=====
GRASS HAY		1799148		07/05/23	
MOISTURE	11.77%	DRY MATTER	88.24%	HEM	24.37%
CRUDE PROT	6.21%	CALCIUM	0.37%	SUGARS	
SOLUBLE PROT	23.71%	PHOSPHORUS	0.16%	FRUCTOSE	1.67%
		MAGNESIUM	0.16%	GLUCOSE	1.10%
ADF	42.90%	POTASSIUM	1.85%	SUCROSE	1.54%
NDF	67.27%	CHLORIDE	0.12%	GALACTOSE	0.05%
		SULFUR	0.07%	MANNITOL	0.08%
		SODIUM	0.00%		
ADIP (HD)	0.63%				
LIGNIN	6.19%	ZINC	12 PPM		
		COPPER	3 PPM		
FAT	1.66%	IRON	91 PPM		
STARCH	3.25%	MANGANESE	30 PPM		
ASH	4.89%				
		CALCULATIONS			
IVDMD	50.65%	NFC	22.18		
NDFD-30	36.99%				
		NEL	0.55	MCAL/LB	
		NEM	0.41	MCAL/LB	
NITRATE-N PPM	88	NEG	0.17	MCAL/LB	
		TDN	54.6		
		RFV	77		
		RFQ	73.9		
NSC	7.44 %				

ALL VALUES, EXCEPT MOISTURE, ARE ON A 100% DRY MATTER BASIS.

GALUSHA FARMS
STEVE BERNING
27W 271 GALUSHA RD
WARRENVILLE IL 60555

ACCOUNT NO: 36571
SALESMAN: TOM SLATER

=====		SAMPLE NO.	=====	DATE ANALYZED	=====
GRASS HAY		1799142		07/05/23	
MOISTURE	14.26%	DRY MATTER	85.74%	HEM	26.35%
CRUDE PROT	8.31%	CALCIUM	0.39%	SUGARS	
SOLUBLE PROT	26.22%	PHOSPHORUS	0.20%	FRUCTOSE	2.22%
		MAGNESIUM	0.17%	GLUCOSE	1.62%
ADF	39.94%	POTASSIUM	2.17%	SUCROSE	1.18%
NDF	66.29%	CHLORIDE	0.29%	GALACTOSE	0.06%
		SULFUR	0.10%	MANNITOL	0.06%
		SODIUM	0.00%		
ADIP (HD)	0.72%				
LIGNIN	4.49%	ZINC	18 PPM		
		COPPER	3 PPM		
FAT	2.01%	IRON	128 PPM		
STARCH	2.98%	MANGANESE	35 PPM		
ASH	5.80%				
		CALCULATIONS			
IVDMD	52.72%	NFC	20.87		
NDFD-30	40.75%				
		NEL	0.59	MCAL/LB	
		NEM	0.46	MCAL/LB	
		NEG	0.22	MCAL/LB	
NITRATE-N PPM	94	TDN	57.9		
		RFV	81		
		RFQ	88.5		
NSC	7.89 %				

ALL VALUES, EXCEPT MOISTURE, ARE ON A 100% DRY MATTER BASIS.


GALUSHA FARMS
STEVE BERNING
27W 271 GALUSHA RD
WARRENVILLE IL 60555

ACCOUNT NO: 36571
SALESMAN: TOM SLATER

=====		SAMPLE NO.	=====		DATE ANALYZED	=====
GRASS HAY		1812607			09/19/23	

MOISTURE	8.88%	DRY MATTER	91.12%	HEM		19.57%
CRUDE PROT	14.57%	CALCIUM	0.46%	SUGARS		
SOLUBLE PROT	31.67%	PHOSPHORUS	0.48%	FRUCTOSE		0.97%
		MAGNESIUM	0.28%	GLUCOSE		2.22%
		POTASSIUM	1.93%	SUCROSE		2.33%
ADF	33.73%	CHLORIDE	1.15%	GALACTOSE		0.05%
NDF	53.30%	SULFUR	0.37%	MANNITOL		0.14%
		SODIUM	0.01%			
ADIP (HD)	1.14%	ZINC	57 PPM			
LIGNIN	2.84%	COPPER	7 PPM			
FAT	2.28%	IRON	148 PPM			
STARCH	3.43%	MANGANESE	23 PPM			
ASH	14.07%					
CALCULATIONS						
IVDMD	59.12%	NFC	18.40			
NDFD-30	37.60%	NEL	0.66	MCAL/LB		
NITRATE-N PPM	0	NEM	0.59	MCAL/LB		
		NEG	0.33	MCAL/LB		
		TDN	64.1			
		RFV	109			
		RFQ	88.9			
NSC %	8.95					

ALL VALUES, EXCEPT MOISTURE, ARE ON A 100% DRY MATTER BASIS.



GALUSHA FARMS
STEVE BERNING
27W 271 GALUSHA RD
WARRENVILLE IL 60555

ACCOUNT NO: 36571
SALESMAN: TOM SLATER

=====		SAMPLE NO.	=====	DATE ANALYZED	=====
GRASS HAY		1812606		09/19/23	
MOISTURE	11.13%	DRY MATTER	88.87%	HEM	19.96%
CRUDE PROT	10.87%	CALCIUM	0.86%	SUGARS	
SOLUBLE PROT	29.83%	PHOSPHORUS	0.28%	FRUCTOSE	1.22%
		MAGNESIUM	0.39%	GLUCOSE	1.54%
		POTASSIUM	1.88%	SUCROSE	1.75%
ADF	36.10%	CHLORIDE	0.51%	GALACTOSE	0.07%
NDF	56.06%	SULFUR	0.19%	MANNITOL	0.14%
		SODIUM	0.03%		
ADIP (HD)	0.88%				
LIGNIN	4.96%	ZINC	45 PPM		
		COPPER	8 PPM		
FAT	2.11%	IRON	555 PPM		
STARCH	5.24%	MANGANESE	38 PPM		
ASH	8.68%				
		CALCULATIONS			
IVDMD	64.54%	NFC	25.31		
NDFD-30	47.96%				
		NEL	0.64	MCAL/LB	
		NEM	0.53	MCAL/LB	
NITRATE-N PPM	253	NEG	0.28	MCAL/LB	
		TDN	62.2		
		RFV	101		
		RFQ	112.0		
NSC %		9.75			

ALL VALUES, EXCEPT MOISTURE, ARE ON A 100% DRY MATTER BASIS.

